


RailMAB 960












Rail core drilling machine with petrol engine.



The advantages of the RailMAB 960

- > Independent of electric power supply at the railway
- > Reliable Honda motor with an output of 1.5 kW
- > With quick-action clamping system

SPECIFICATION

| | | |
|--|---------------------------------|---|
|  | Motor: | Honda GXH 50 |
|  | Cubic capacity: | 49.4 ccm |
|  | Output: | 1500 Watt |
|  | Torque: | 3.04 Nm |
|  | Stroke: | 40 mm |
|  | Weight: | 21.5 kg |
|  | Direct arbor: | 19 mm Weldon (3/4") |
|  | Speed range 1: | min. 150 min ⁻¹ , max. 225 min ⁻¹ |
|  | Permanent internal lubrication: | ✓ |
|  | Core drill HKK-R: | ø 17 – 36 mm |
|  | Cooling: | with drilling emulsion |

RAIL ADAPTERS

ADAPTER FOR ORDER NO.

| | |
|--------|----------|
| UIC 50 | ZAS 250U |
| UIC 54 | ZAS 254U |
| UIC 60 | ZAS 260U |
| S 49 | ZAS 249S |
| S 54 | ZAS 254S |

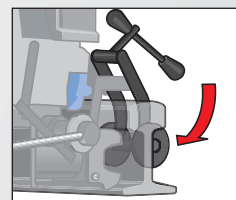
Custom-made design upon request



Petrol engine 49.4 ccm, 1.5 kw



Core drilling up to ø 35 mm



Quick-action clamping system

ORDER NO.

RailMAB 960

SCOPE OF DELIVERY

| | |
|---|-------------------------------|
| 1 Rail core drilling machine | 1 Offset screwdriver SW 4 + 5 |
| 1 High-pressure tank, 5 litres | 1 Operating manual |
| 1 Rail adapter of your choice (no special version) | |

Technical drawing: Page 42-43

Rail adapter images: Page 39