

K-BUG 1200

GEAR DRIVEN FILLET WELDING TRACTOR WITH DIGITAL CONTROL

Increase welding production, improve weld
quality and eliminate operator fatigue.



Bug-O Systems
Automated Cutting and
Welding Systems

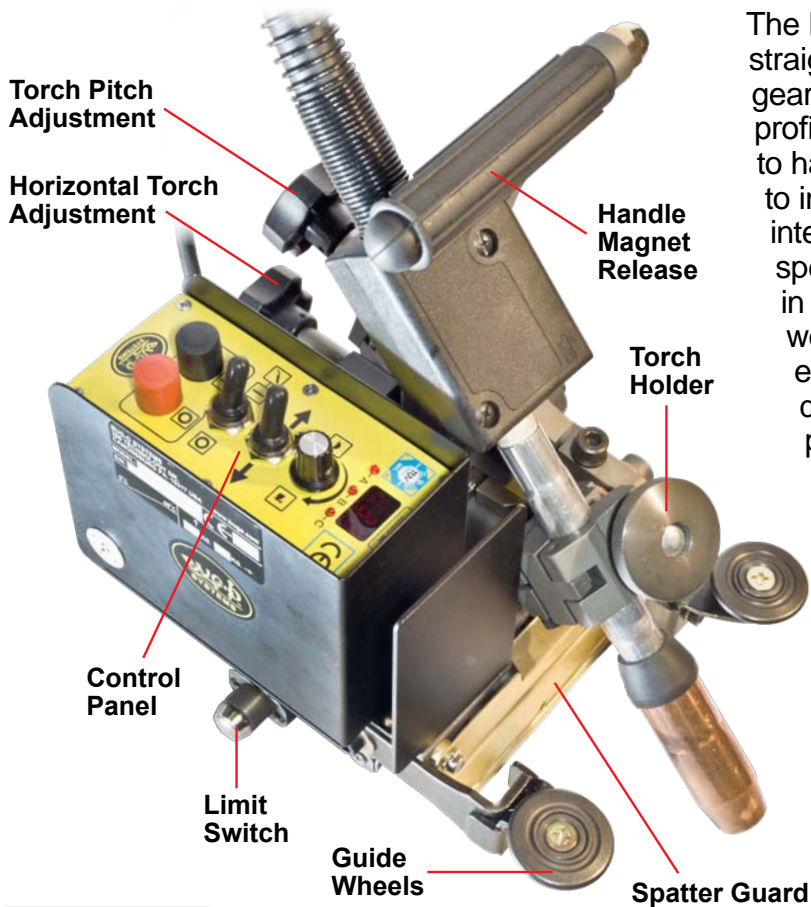
Bug-O Systems is guided by honesty, integrity and
ethics in service to our customers and in all we do.

412-331-1776

www.bugo.com



K-BUG 1200 GEAR DRIVEN FILLET WELDING TRACTOR



The **K-BUG 1200** is a compact, portable, straight-line tractor equipped with a rugged gear drive and an improved torch adjustment profile. The Gear drive has been incorporated to handle the strain of prolonged operation and to improve reliability. Creating continuous or intermittent “stitch” welds at a constant travel speed produces high quality, uniform welds in a fraction of the time required for manual welding. Regulated travel speed eliminates excessive weld deposition and helps reduce defects. Precise puddle control improves penetration and controls undercut.

Features:

The **K-BUG 1200** incorporates the following features:

- State of the art digital technology insures accuracy
- High torque, low inertia motor for precise stops and starts
- Gear driven for greater reliability
- Drive unit motor overload protection
- Low profile, easy to access torch adjustment knobs
- Stores travel settings after power is turned off
- Crater fill at the beginning and end of welding
- Weld Contactor Enable Switch
- Carriage Travel and Arc Start in one switch
- Guide wheels track web or flange of work piece
- Capable of traveling up to a 75° incline
- Lightweight carriage with powerful permanent magnets to grip work piece
- Closed loop speed control provides adjustable and repeatable control
- Built-in Limit Switches stop tractor travel and welding when activated
- Digital programming of weld length, skip length and total travel distance
- Gasket sealed housing provides a IP63 rating





K-BUG 1200 GEAR DRIVEN FILLET WELDING TRACTOR

Controls:



Accessories:

- SBG-450-L-(A)-(B) 450 Amp Gun/Lincoln 3/4" (19 mm)**
For LN7, LN8, LN9, LN25, LN742, Synergic 7 & LN10 w/ adapter
- SBG-450-T-(A)-(B) 450 Amp Gun/Lincoln Std.**
For all other Lincoln products
- SBG-450-M-(A)-(B) 450 Amp Gun/Miller**
- SBG-450-E-(A)-(B) 450 Amp Gun/Euro**


- (A)**- Contact Tip Size 0.035" to 1/16" (0.89 to 1.59 mm)
- (B)**- Cable Length 15 ft (4.57 m) / 25 ft (7.62 m)



KBUG-1067 Magwheel Add-On Kit
Used for welding curved irregular shapes



KBUG-1054 Cable Anchor



KBUG-1170 Long Arm Assembly
Used to extend torch holder for welding outside corners and can adapt for goose neck welding torch (Guide wheel spacers .25" .5" & .75" are included)



K-BUG 1200 equipped with optional accessories






K-BUG 1200 GEAR DRIVEN FILLET WELDING TRACTOR

Technical Data:

Part Numbers:	KBUG-1200	120VAC/50-60Hz/1Ph
	KBUG-1202	240VAC/50-60Hz/1Ph
	KBUG-1204	42VAC/50-60Hz/1Ph
Net Weight:	13 lbs (5.9 kg)	
Shipping Weight:	22 lbs. (10 kg.)	
Shipping Dimensions:	15.25" x 13" x 15" (387 x 330 x 381 mm)	
Welding Position:	Flat "down hand" position	
Pulling Power:	15 lbs. (6.8 kg.)	
Tractor Speed:	.3-.37 in/min (.1-95 cm/min)	
Torch Holder:	Fits straight torch	
Drive wheels:	Rated to 400°F (204°C)	
Ingress Protection:	IP63 Rating Total dust ingress protection Water spray < 60° from vertical	



The **K-BUG 1200** features "Torch Quick Connect" which allows the operator to easily remove or install the torch from the KBUG-1200 for quick nozzle cleaning, wire cutting and hand welding.

Dimensions:

