



Bug-O Systems

Automated Cutting and Welding Systems

412-331-1776 www.bugo.com

Bug-O Systems is guided by honesty, integrity and ethics in service to our customers and in all we do.

K-BUG 6000

**DIGITAL, COMPACT, ALL POSITION
LINEAR WEAVE WELDER**

**A track guided travel carriage with
oscillation for welding in all positions.**

**Increases welding production,
improves weld quality
and reduces operator fatigue.**


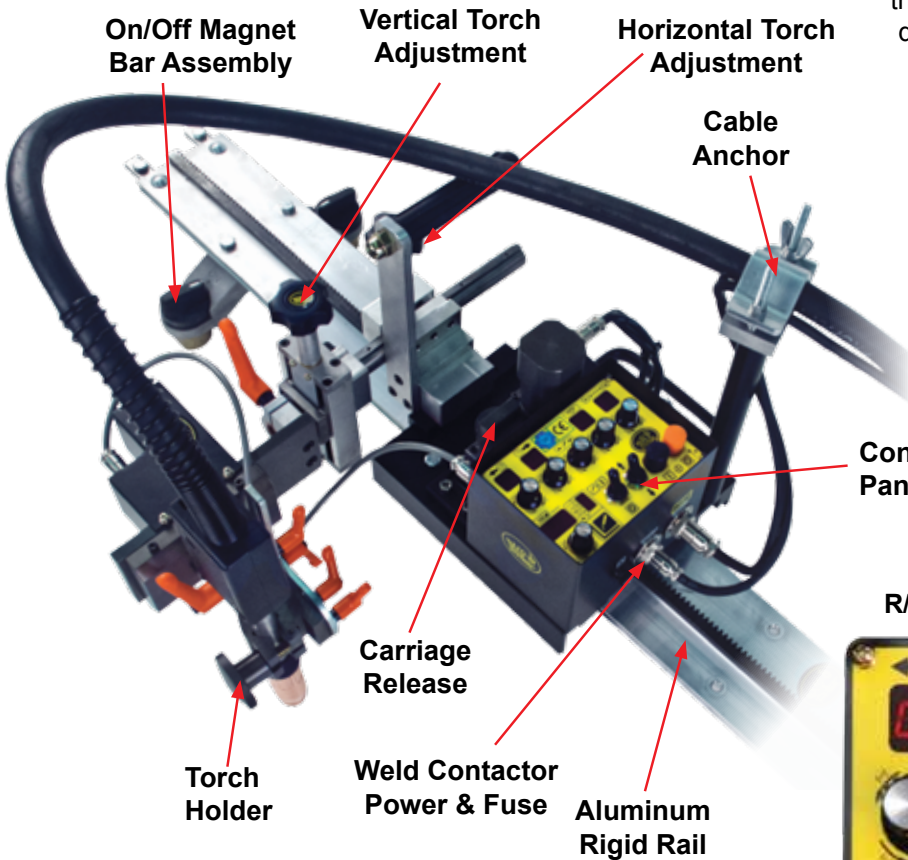


K-BUG 6000 DIGITAL, COMPACT, ALL POSITION LINEAR WEAVE WELDER

The K-BUG 6000 is a compact portable welding unit with an integrated linear weaver for all position welding. It runs on BUG-O Systems Aluminum Rigid Rail which attaches to the work surface via magnets or vacuum system in any position. It will perform continuous welding at a constant travel speed producing high quality, uniform welds in a fraction of the time required for manual welding.

Regulated travel speed without starting and stopping the welding process will eliminate excessive weld deposition and help reduce defects. Precise weld weaving with programmable dwells will improve weld penetration and control undercut.

Control of all tractor and welding functions can be set or adjusted on the tractor's panel or remotely via wireless remote control. Maximum wireless remote control range is 32 ft (10 meters). The remote includes a magnetic back for operator convenience and a wall charger for the internal battery.



Five Weave Patterns to choose from with just a push of a button

- | | |
|--|---|
| | 1. NO WEAVE - Straight line |
| | 2. RUN - The tractor moves continuously during the weave and dwell |
| | 3. WEAVE - The tractor and weave both stop during dwells |
| | 4. STEP - The tractor is stationary during the weave and moves only during the dwell |
| | 5. TRACTOR STOP ON DWELL - When the weave moves away from tractor, the tractor is stationary. When weave moves towards tractor, the tractor also moves |



K-BUG 6000 DIGITAL, COMPACT, ALL POSITION LINEAR WEAVE WELDER

Features:

- High torque, low inertia motor for precise stops and starts
- Lightweight and easy to carry, weighing just 21.5 lbs. (9.75 kg.)
- Aluminum Rigid Rail with rack and pinion drive insures precise path and consistent speeds
- Precision drive motor prevents unit from moving when power is off
- Weaver motor design prevents torch movement when power is off
- Closed loop speed and position control
- High speed motor for linear weaving
- Programmable puddle build and crater fill
- Independent control of linear weaving right and left dwell times
- Closed loop speed control for adjustable and repeatable control
- Closed loop speed control to prevent drift from center weld position
- Storage of welding parameters after power is turned off
- Drive unit motor overload protection
- Carriage Travel and arc start in one switch
- Wireless Remote Control
- Cable Anchor
- Weld Contactor ON/OFF Switch



Torch Options:



SBG-450-L-(A)-(B) 450 Amp Gun/Lincoln 3/4" (19 mm)
For LN7, LN8, LN9, LN25, LN742, Synergic 7 & LN10 w/ adapter

SBG-450-T-(A)-(B) 450 Amp Gun/Lincoln Std.
For all other Lincoln products

SBG-450-M-(A)-(B) 450 Amp Gun/Miller

SBG-450-E-(A)-(B) 450 Amp Gun/Euro

(A)- Contact Tip Size 0.035" to 1/16" (0.89 to 1.59 mm)

(B)- Cable Length 15 ft (4.57 m) / 25 ft (7.62 m)

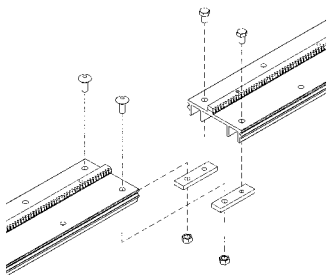
KBUG-6083

Plasma Torch Holder Assembly

Rail Options:

The **K-BUG 6000** package is designed to run on Bug-O Systems Aluminum Rigid Rail (ARR) and Semi-Flex Rail (AFR) for use in straight line applications. Carriage wheels run in recessed V-grooves that are protected from dirt and spatter. Both rails can be mounted with magnets, vacuum cups or bolted to a permanent fixture.

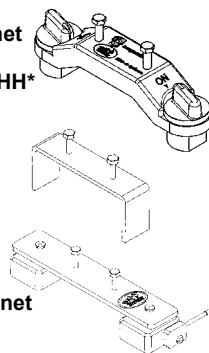
Heavy Duty Rigid Rail ARR-1080 & ARR-1085



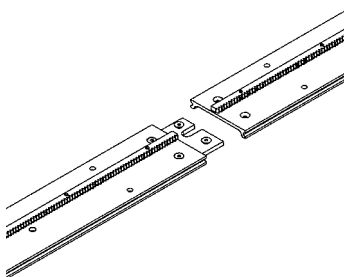
Fixed Magnet
ARM-2010
ARM-2010-HH*

Spacer
ARM-2015
Use with
ARM-2010

Swivel Magnet
w/ Release
ARM-2325

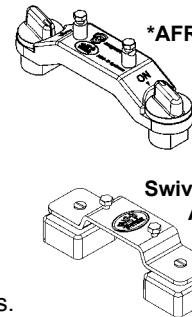


Semi-Flex Rail AFR-3000



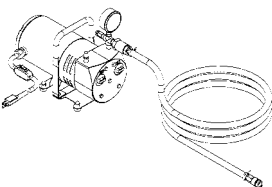
Fixed Magnet
AFR-2010
*AFR-2010-HH

Swivel Magnet
ARM-2425

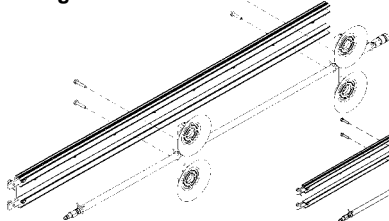


*All **XXX-2010-HH** are "High Heat" models and are rated at 180°C (356°F) for high temperature applications.

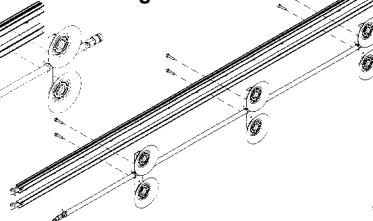
Vacuum Pump Kit ARV-2020 120 Volt/50-60 Hz ARV-2030 240 Volt/50-60 Hz



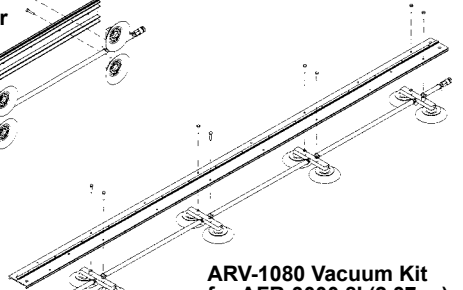
ARV-1085 Vacuum Kit for ARR-1085 4' (1.17 m) Rigid Rail



ARV-1080 Vacuum Kit for ARR-1080 8' (2.37 m) Rigid Rail



ARV-1080 Vacuum Kit for AFR-3000 8' (2.37 m) Semi-Flex Rail





K-BUG 6000 DIGITAL, COMPACT, ALL POSITION LINEAR WEAVE WELDER

Technical Data:

Power Requirements:

KBUG-6000 120VAC/50-60Hz/1Ph
KBUG-6002 240VAC/50-60Hz/1Ph

Weaver Speed: 0 to 100 in/min (0-254 cm/min)

Weave Width: 0 to 2" (0-51 mm)

Net Weight: 21.5 lbs. (9.75 kg.)

Digital LED Travel Speed Indicator: 1 to 34.7 ipm
(2.5 to 88 cm/min)

Shipping Weight: 25.5 lbs. (11.57 kg.)

Welding Position: All position

Torch Holder: Fits straight torch

Vertical Lifting Power: 50 lbs. (22.7 kg.)

Tractor Dimensions:

(WxLxH) **inch:** 13.88 to 16.44 x 10.27 x 13.8 to 15.4
mm: (352.6 to 417.6 x 260.9 x 350.5 to 391.2)

Torch Support Adj.:

Y-Stroke: 0-4.7" (0-120 mm) ± 3%
Z-Stroke: 0-2.75" (0-70 mm) ± 3%



Dimensions:

